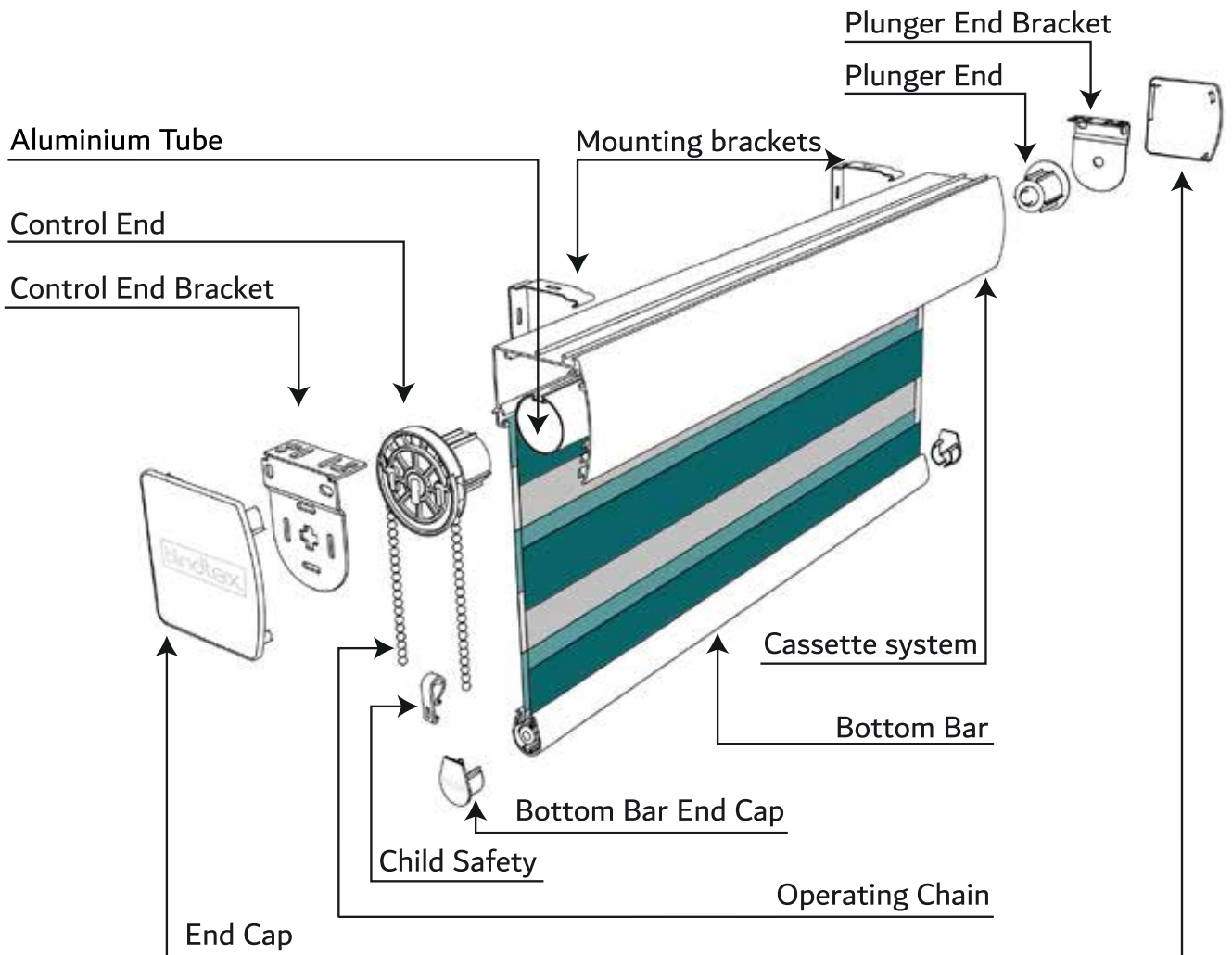




DUPLEX BLIND TECHNICAL DRAWING



CASSETTE OPTIONS

Small	Medium	Large
<p>Back Rolled</p> <p>Front Rolled</p>	<p>Back Rolled</p> <p>Front Rolled</p>	<p>Back Rolled</p> <p>Front Rolled</p>
Max Width: 2800mm	Max Width : 2800mm	Max Width: 2800mm
Max Drop: 3300mm*	Max Drop: 4500mm*	Max Drop: 5000mm*
* Max Drop may vary depending on fabric thickness		

Front View	Two Blinds In One Cassette
Please specify your requirements clearly and with a drawing if needed when ordering	

PANEL ALIGNMENT OPTIONS

1. SAME ROOM OPTION

When Duplex blinds are hung side by side, provided that the drops are the same length, we will align the stripes horizontally.

*** PLEASE STATE WHEN ORDERING "SIDE BY SIDE" OPTION**

2. BLINDS WITH DIFFERENT DROPS CAN HAVE ALIGNMENT RESTRICTIONS

If the drops are different lengths, then the horizontal stripe alignment will not be possible, as the blind needs to be in the closed position when fully down.

*** PLEASE STATE WHEN ORDERING "PRIORITY BLIND" OPTION IF THE STRIPES NEED TO BE ALIGNED**

3. PRIORITY BLIND OPTION

If there is a group of blinds with different lengths, and the horizontal stripe alignment needs to be EXACT, then please state when ordering which is the "PRIORITY BLIND". In this scenario, all horizontal stripes will be aligned to match the priority blind.

Please be aware that choosing this option makes it impossible for the other non-priority blinds to be made at the exact blind size required. The closed position will always be higher than the drop requested on the non-priority blinds up to 60mm difference.


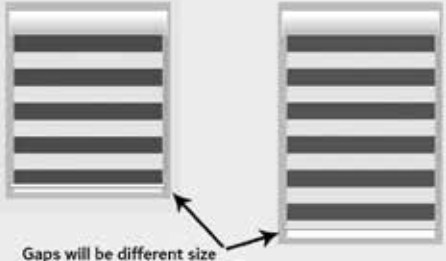
4. Our Duplex Basix system comes with white powder coated cassette and bottom bar.

5. The fabric is wipeable with a damp cloth.



*6. Depending on the thickness of the fabric, drops over 2 meters may require the medium or large cassette, enabling the fabric to roll up fully. See label on the fabric for details.

7. If "SAME ROOM" option is required, and there are blinds with a drop of over 2 meters then the blinds may need to be made using the medium or large cassette system. In this case all the blinds will be made using the medium or large cassette to match.

ALIGNED PANELS ON WINDOWS OF DIFFERENT HEIGHTS

Half Open	Fully Drawn
	
<p>The space between the sill and the bottom bar will only have the correct clearance (approximately 10mm if ordering recess) on the priority blind</p>	

NON ALIGNED PANELS ON WINDOWS OF DIFFERENT HEIGHTS

Half Open	Fully Drawn
	
<p>The space between the sill and the blinds will be the same (approximately 10mm if ordering recess) but the panels will not align if ordering different blind lengths</p>	

DUPLEX SYSTEM COMPONENTS

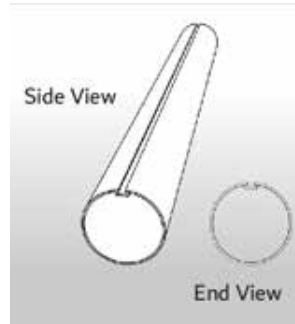
Cassette



Cassette system, allows quick and easy mounting in either top fix or face position.

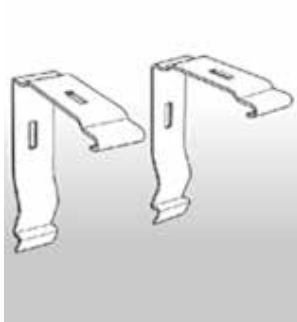
Our patented design allows for reverse rolling and covering with matching or contrasting fabric.

Tube



The design allows for full integration of the selected fabric and also provides maximum resistance to tube deflection.

Cassette Mounting Brackets



Mounting brackets allow for near invisible fixing of the cassette. Top or face fix using the same bracket. Once fitted the cassette simple snaps into position.

Bottom Bar & End Caps



Available covered in matching and contrasting fabric or uncovered in white, Piano Black, Light Gold, Copper, & Silver.

P Clip



A P-Clip keeps the chain close to the wall which makes it hard for children to gain access to it and become entangled.

MEASURING

Blind size: will be width of the cassette by top of bracket to bottom of bottom bar (in closed position).

Recess size: will be - 10mm from both width & drop.
Tolerances: 3mm on width and drop.

Note: We are using three system sizes. If ordering different size blinds in the same room they may require different size systems. In such a situation by default we will make all blinds on the largest blind system required for that room only. It must be mentioned at the time of order if you do not wish to follow this rule. Or if you want all rooms to be made in the largest system.

DUPLEX BLIND SYSTEM COMPATABILITY CHART

Tube/Mechanism	Side Winder			Battery Motor				Wirred Motor					
	Small	Medium	Large	Blindtex Small	Blindtex Medium	Blindtex Large	Somfy Sonesse 30	Blindtex Medium Large	Blindtex Extra Large	Somfy Optuo 40	Somfy Sonesse 40	Somfy Sonesse 50	Somfy Altus 52
32mm Single Slot	*			*									
38mm Double slot		*		*									
45mm Tripple Slot Tube			*		*								
40mm Tripple Octagonal						*	*	*		*	*		
57mm Tripple								*	*			*	*
Cassette													
Small	*												
Medium		*		*			*			*	*	No Cassette Compatible	No Cassette Compatible
Large			*		*	*	*	*	*	*	*		

! We have options when using cassette, it is possible and sometimes more practical to use a larger cassette on larger fabric drops to accommodate the packing of the fabric.



Blindtex **UK**
4B Wigan Road
Bolton
Lancashire
BL3 5PZ
Tel: 0161 818 9915
Email: sales@blindtex.co.uk
Web: www.blindtex.co.uk

Blindtex **UAE**
Area M6 - 10
SAIF Zone Sharjah – United Arab Emirates
Tel: +971 65578051
Email: sales@blindtex.com
Web: www.blindtex.com



A BRAND OF INNOV8 PRODUCTS